

The Super Vac SVU is one of the most powerful fans on the market with its 6-point, 48" carbon fiber blade, capable of producing 200,000 cfm. This large-scale positive pressure ventilator is mounted on a Ford F-450 4x2 two-door flatbed chassis, making this mobile unit perfect for ventilating airport terminals, manufacturing facilities, large warehouses, commercial structures and high-rise buildings.



See back for vehicle drawings and chassis/body specifications.

## Inclusions

- 1 6-Point, 48"-Diameter Carbon Fiber Blade with 50" Shroud:** Produces 200,000 cfm
- 2 Kubota 3.5L Direct-Drive Gas Engine:** Powers fan  
Performance: 87 HP (65kw)  
Fuel Consumption: 8 gph (30L/hr)  
Fuel Tank Capacity: 18 g (68 L)
- 3 Electric Turntable with Scissor Lift:** Rotates fan up to 270 degrees
- 4 Scissor Lift:** Allows for +/- 20-degree up-and-down tilt
- 5 Shroud Misting Ring:** Provides 30 gpm of water at 60 psi
- 6 (2) Whelen PFH2 Shroud Lights:** Provides spot/combo lighting
- 7 Onan Protec PTO Generator:** Adds 15,000-watts of surplus energy to power additional fans, lighting or equipment
- 8 Opposing Drop-Down Side Doors:** Provides roll-down access for additional fans or equipment

For a demo or pricing information, please contact:

800-525-5224 | [info@supervac.com](mailto:info@supervac.com) | [www.supervac.com](http://www.supervac.com)





## SVU MOBILE VENTILATION UNIT SPEC

A Super Vac SVU-50 50" gas positive pressure ventilator shall be mounted on a Ford F-450 4x2 TWO-door flatbed chassis for mobile ventilation.

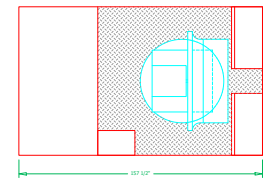
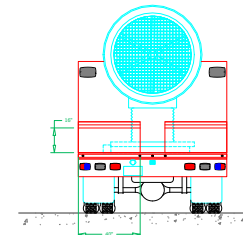
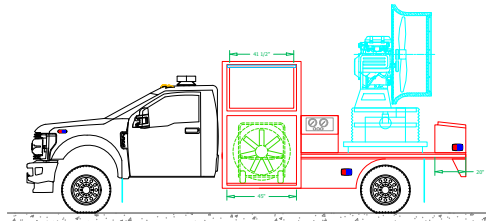
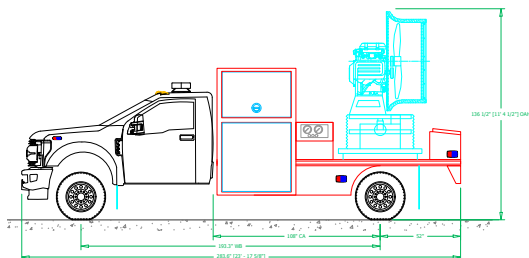
The Ford chassis shall be powered by a 7.3L V8 430 horsepower engine, and the apparatus body shall be constructed from aluminum 3003H-14 alloy smooth plate, including compartment front panel, vertical side sheets, side upper rollover panels, rear panels and compartment frame doors. Opposing fold-down side doors shall provide access to a 45"-wide compartment space, complete with OnScene Solutions Access white LED, full-height compartment lights.

The PPV, part number #SVU-50, shall be supplied with a 48" 6-point carbon fiber blade. Excluding the engine, all components of the positive pressure ventilator shall be 100% manufactured and assembled in the United States; no exceptions. The one-piece shroud shall be constructed of solid-molded fiberglass and include a standard StreamShaper Guard that delivers a narrower stream for farther setback from the structure's entrance. The unit shall be designed to OSHA and U.L. standards to prevent accidental contact with the blade. The unit's air movement shall exceed 200,000 cfm (340,000 cmh).

The successful manufacturer shall have built more than twelve (12) ventilators of this type in North America prior to supplying the unit; no exceptions.

The blade shall be driven by a Kubota 3.5L direct-drive gas engine, capable of producing 87 HP and tied into the chassis fuel tank while consuming 8 gph (30 L/hr). Ventilators that utilize hydraulic drives are not acceptable due to the power lost in the hydraulic system; no exceptions. The engine will be protected by a 1/8" aluminum cover, powder coated to protect against rust and corrosion.

Streetside and curbside have identical body design configurations.



The positive pressure ventilator shall be designed with the following:

- Engine: Kubota 3.5L direct-drive gas engine
- Speed: 2,450 rpm
- Airflow: 200,000 cfm (340,000 cmh)
- Dimensions: 70" high x 70" wide x 42" deep (1,780 mm x 1,780 mm x 2,720 mm)
- SVU Weight: 1,740 lbs. (800 kg)

Movement:

- Rotation: The unit shall be equipped with an electric turntable, allowing the ventilator to rotate 270 degrees.
- Elevation and Tilt: The unit shall be equipped with a scissor lift, extending the fan 30" in the air and providing 20° of up-and-down tilt for multiple-story ventilation.

Control:

- The fixed control panel located on the driver side at the rear of the body and shall include an instrument cluster consisting of water temperature, oil pressure, hour meter, fuel level, battery voltage and engine rpm.

Inclusions:

- The unit shall be equipped with (2) spot/combo Whelen PFH2 DC-powered LEDs, delivering 40,522 total lumens of light for nighttime operations.
- The unit shall be equipped with a misting ring that provides 30 GPM at 60 psi via a 1.5-inch NPHS connection.

The ventilator shall be capable of operation in temperature from -30 to 100°F, and the PPV shall have a minimum (1) one-year warranty.