

BATTERY-POWERED CHAINSAW CONVERSION KIT

Super Vac's all-new Chainsaw Conversion Kit turns an ordinary 16" wood-cutting Makita, DeWalt, Milwaukee or Echo battery-powered chainsaw into the perfect RIT or overhaul saw for firefighter operations. Typically, battery-powered chainsaws are only ideal for cutting wood, but this kit equips the saw with a carbide-tipped chain capable of cutting through asphalt shingles, hurricane glass, roofing materials and more.*

**2-YEAR
COMPONENT
WARRANTY**





* Heavier construction materials may cause chain wear.



16" Bar

Kit Components

- 1 Carbide-Tipped Chain:** Converts select battery-powered chain saws into a light-duty rescue saw capable of cutting through asphalt shingles, hurricane glass, roofing materials and more; easily sharpens with diamond equipment
- 2 Modified Bar:** Allows the wider chain gauge to operate with added room, putting less strain on the saw for repeat use; the bar is slotted to work with Super Vac's Quick Silver depth gauge
- 3 Optional Quick Silver Depth Gauge:** Prevents the blade from cutting too deep during roof ventilation

| Component / Model No. | Weight | Materials | Battery-Powered Saw Compatibility |
|-----------------------------------------------------------------------------------------------------------------------|-------------------|-------------------------------------------------------------------------------------------------------------------------------|----------------------------------------------------------------------------------------------------------------------------------------------------------------|
| Chain / SV375-16  | 6.4 oz 182 g | Chisel chain; carbide tipped (super grade for better impact resistance); loop for 16" bar, 3/8 x .050; single-raker design | Makita: 18V X2 (36V) LXT Brushless Chainsaw DeWalt: FLEXVOLT Cordless Chainsaw Milwaukee: M18 Fuel Cordless Chainsaw Echo: Echo 58V Cordless Chainsaw |
| Bar / SV530-16  | 22.3 oz 632 g | Flame-hardened rails to 60 Rockwell C; precision-honed groove and replaceable roller nose for smoother operation/longer life | |
| Depth Gauge (Optional) / SV780-16  | 15.8 oz 448 g | Billet aluminum for lightweight strength; CNC machined for precision; open design prevents clogging of debris | |
| Depth Gauge (Optional) / SV789-16  | See weights above | For the most economical package, consider the complete kit, which includes the chain, bar and depth gauge components (above). | |